

Spaghetti Braille





**Dot 5,
Dot 1, 3
and 4**


**Dot 5,
Dot 1, 2
and 4**

**Dot 5,
Dot 1, 2,
3 and 5**

**Dot 5, Dot
1, 3, 4, 5
and 6**

**Dot 5,
Dot 2, 3,
4 and 5**

**Dot 5,
Dot 1, 3,
4 and 5**



**Dot 5, Dot
1, 2, 3
and 4**

**Dot 5,
Dot 1, 2
and 5**

**Dot 5, Dot
1, 2 and 3**

**Dot 5,
Dot 1, 4
and 5**

**Dot 5,
Dot 2, 3
and 4**

**Dot 5, Dot
1 and 3**





time



mother



father



day



part



right



name



know



young



here















lord












some

Answer Sheet

Visual	Dot Formation	Word
 m	Dot 5, Dot 1, 3 and 4	mother
 f	Dot 5, Dot 1, 2 and 4	father
 r	Dot 5, Dot 1, 2, 3 and 5	right
 t	Dot 5, Dot 2, 3, 4 and 5	time
 l	Dot 5, Dot 1, 2, and 3	lord
 s	Dot 5, Dot 2, 3 and 4	some
 d	Dot 5, Dot 1, 4 and 5	day
 p	Dot 5, Dot 1, 2, 3 and 4	part
 n	Dot 5, Dot 1, 3, 4 and 5	name
 k	Dot 5, Dot 1 and 3	know
 y	Dot 5, Dot 1, 3, 4, 5 and 6	young
 h	Dot 5, Dot 1, 2 and 5	here

Name: _____

Draw a line to connect the print letters to the correct Braille letter.

time		 d
mother		 k
father		 t
day		 r
part		 n
right		 y
name		 p
know		 f
young		 m

Here		⋅⋅⋅⋅⋅⋅ l
Lord		⋅⋅⋅⋅⋅⋅ s
Some		⋅⋅⋅⋅⋅⋅ h

Name: _____

Circle the correct braille symbol that represents the print contraction on the left.

time	⠠m ⠠t ⠠w ⠠r ⠠k ⠠p
mother	⠠h ⠠f ⠠d ⠠m ⠠r ⠠%
father	⠠k ⠠s ⠠y ⠠p ⠠d ⠠f
day	⠠h ⠠d ⠠f ⠠h ⠠j ⠠l
part	⠠r ⠠e ⠠v ⠠l ⠠p ⠠?
right	⠠h ⠠n ⠠r ⠠w ⠠y ⠠l
name	⠠t ⠠+ ⠠\$ ⠠% ⠠n ⠠z
know	⠠k ⠠l ⠠v ⠠P ⠠e ⠠n
young	⠠S ⠠H ⠠& ⠠v ⠠Y ⠠C
here	⠠h ⠠d ⠠f ⠠h ⠠j ⠠l

Lord	⠠h ⠠v ⠠r ⠠w ⠠y ⠠l
Some	⠠k ⠠l ⠠s ⠠P ⠠e ⠠n

Name: _____

Circle the correct dot numbers that are needed to create each contraction on the left.

Contraction	Dots
time	Cell 1: 1 2 3 4 5 6 Cell 2: 1 2 3 4 5 6
mother	Cell 1: 1 2 3 4 5 6 Cell 2: 1 2 3 4 5 6
father	Cell 1: 1 2 3 4 5 6 Cell 2: 1 2 3 4 5 6
day	Cell 1: 1 2 3 4 5 6 Cell 2: 1 2 3 4 5 6
part	Cell 1: 1 2 3 4 5 6 Cell 2: 1 2 3 4 5 6
right	Cell 1: 1 2 3 4 5 6 Cell 2: 1 2 3 4 5 6

name	Cell 1: 1 2 3 4 5 6
	Cell 2: 1 2 3 4 5 6
know	Cell 1: 1 2 3 4 5 6
	Cell 2: 1 2 3 4 5 6
young	Cell 1: 1 2 3 4 5 6
	Cell 2: 1 2 3 4 5 6
here	Cell 1: 1 2 3 4 5 6
	Cell 2: 1 2 3 4 5 6
lord	Cell 1: 1 2 3 4 5 6
	Cell 2: 1 2 3 4 5 6
some	Cell 1: 1 2 3 4 5 6
	Cell 2: 1 2 3 4 5 6

Name: _____

Create the correct braille symbol that represents the print contraction on the left.

time	⠠⠠ ⠠⠠ ⠠⠠ ⠠⠠ ⠠⠠ ⠠⠠ ⠠⠠ ⠠⠠ ⠠⠠
mother	⠠⠠ ⠠⠠ ⠠⠠ ⠠⠠ ⠠⠠ ⠠⠠ ⠠⠠ ⠠⠠ ⠠⠠
father	⠠⠠ ⠠⠠ ⠠⠠ ⠠⠠ ⠠⠠ ⠠⠠ ⠠⠠ ⠠⠠ ⠠⠠
day	⠠⠠ ⠠⠠ ⠠⠠ ⠠⠠ ⠠⠠ ⠠⠠ ⠠⠠ ⠠⠠ ⠠⠠
part	⠠⠠ ⠠⠠ ⠠⠠ ⠠⠠ ⠠⠠ ⠠⠠ ⠠⠠ ⠠⠠ ⠠⠠
right	⠠⠠ ⠠⠠ ⠠⠠ ⠠⠠ ⠠⠠ ⠠⠠ ⠠⠠ ⠠⠠ ⠠⠠

